

# Tetric EvoCeram®

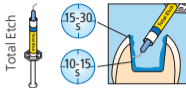
1

Self-Etch



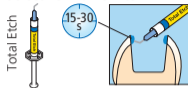
or

Etch & Rinse



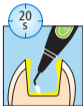
or

Selective Enamel-Etch



2

Adhese® Universal  
VivaPen®



or

Adhese® Universal  
Bottle



3

Tetric EvoFlow®



or

Tetric EvoFlow®  
Bulk Fill



4

Tetric EvoCeram®



|                              |      |
|------------------------------|------|
| $\geq 500 \text{ mW/cm}^2$   | 20 s |
| $\geq 1'000 \text{ mW/cm}^2$ | 10 s |
| Bluephase® Style             | 10 s |






Bluephase® Style



ivoclar  
vivadent  
clinical



CE 0123

|  | Conventional composites   |   |   |   | Bulk Fill composites  |   |
|--|---|---|---|---|---|---|
|  | FLOWABLE  |   | SCULPTABLE  |   | FLOWABLE  | SCULPTABLE  |
|  | Tetric EvoFlow <sup>®</sup>   |   | Tetric EvoCeram <sup>®</sup>  |   | Tetric EvoFlow <sup>®</sup><br>Bulk Fill  | Tetric EvoCeram <sup>®</sup><br>Bulk Fill   |
|  |  |  |  |  |  |  |
|  | Dentin & Bleach XL  | Enamel  | Dentin & Bleach XL  | Enamel  | Dentin-like translucency  | Enamel-like translucency  |
| Layer thickness up to  | 1.5 mm  | 2 mm  | 1.5 mm  | 2 mm  | 4 mm  | 4 mm  |
| Exposure Time $\geq 500$ mW/cm <sup>2</sup>  |   |   |   |   | 20 s  |   |
| $\geq 1000$ mW/cm <sup>2</sup> or Bluephase <sup>®</sup> Style (1'100 mW/cm <sup>2</sup> ) |   |   |   |   | 10 s  |   |

Date information prepared: 2015-05-11 / 637550 / Rev.2  
Ivoclar Vivadent AG, FL-9494 Schaan/Liechtenstein

